

WEEK 12 FOCUS

Theme: Pumpkins

REVIEW WEEK

Book Suggestions:

Non-fiction:

Pumpkins by Gail Gibbons

Pumpkin Lifecycle by Megan Mitchell

Seed, Sprout, Pumpkin Pie by Esbaum

(fact & details, non-fiction, schema, fact or opinion,
compare and contrast)

Too Many Pumpkins by Linda White

Spookley the Square Pumpkin by Troiano

How Many Seeds in a Pumpkin? By McNamara

(characters, retelling, text connections, main idea and
details, & predicting)

(all text fiction or non-fiction)

PUMPKIN REVIEW UNIT PLANS

Book	Strategy Focus	Writing	Extensions
Pumpkins by Gail Gibbons	Schema Fact & Details 1. Complete My Schema 2. Read 3. Complete What I Learned 4. Work on a Fact & Details activity of your choice.	Informative Writing Pre-Writing: Web facts about pumpkins Writing: Using web create a story.	*Using anchor chart, decide if the story if fiction or non-fiction and why *Make a text connection *Label pumpkin craft
Seed, Sprout, Pumpkin Pie	Fact or Opinion 1. Read 2. Complete a Fact or Opinion activity of your choice.	Survey: Do you like pumpkin pie? Pre-Writing: Opinion I think pumpkin pie is... Writing: Opinion	*Using anchor chart, decide if the story if fiction or non-fiction and why *Make a text connection
Lifecycle of a Pumpkin	Compare & Contrast 1. Read Lifecycle of a Pumpkin digitally or using mini book 2. Compare and Contrast a pumpkin to an apple. 3. Use one of the activities provided to compare.	Lifecycle: Pre-Writing: Glue the Pumpkin Lifecycle on the paper. Writing: Using the visual lifecycle, explain it in words.	*Using anchor chart, decide if the story if fiction or non-fiction and why *compare and contrast apples & pumpkins using cards
Spookley the Square Pumpkin	Predict/Characters/Setting Main Idea or Retelling 1. Prediction worksheet 2. Share and Read 3. Choose main idea or retelling for review	Craft: Make a colorful original pumpkin. Pre-Writing: Web details about your pumpkin. Writing: Check out my original pumpkin, descriptive writing.	*decide if the story if fiction or non-fiction and why anchor chart *text to self connection *main idea and details or characters/setting/retelling anchor chart.
Too Many Pumpkins By White	Predict/Characters/Setting Main Idea or Retelling 1. Prediction worksheet 2. Share and Read 3. Choose main idea or retelling for review	Predicting Narrative Pre-writing: Next year I think Rebecca will _____ Writing: Prediction	*decide if the story if fiction or non-fiction and why anchor chart *pumpkin patch craft *main idea and details or characters/setting/retelling anchor chart.
BONUS DAY How many seeds in a Pumpkin? By McNamara	Predict/Characters/Setting Main Idea or Retelling 1. Prediction worksheet 2. Share and Read 3. Choose main idea or retelling for review	Experiment: Complete pumpkin investigation/circumference/weight/or height activity. Do you like pumpkin pie? Pre-Writing: Opinion I thought this investigation was... Writing: Opinion	*decide if the story if fiction or non-fiction and why anchor chart *text connection *main idea and details or characters/setting/retelling anchor chart. *PUMPKIN INVESTIGATING

ANCHOR CHART TEMPLATES & POSTERS



fiction because

make believe story NOT true

how many seeds in a pumpkin?

characters setting

beginning

middle

end

FICTION
1111


Text that...
• make believe
• not true
• tells a story
• characters
• setting
• beginning, middle, & end

Too Many Pumpkins

Spookley the Square Pumpkin

How many seeds in a pumpkins?

FICTION OR NON- FICTION



AND WHY

non-fiction because

NON-FICTION
1111

Text that...
• has facts or
• real events or
• real people
• true

facts/true real events

real people real pictures

Lifecycle of a Pumpkin

Pumpkins by Gibbons


Seed, Sprout, Pumpkin Pie

Lifecycle of a Pumpkin
name

Seed, Sprout, Pumpkin Pie

Pumpkin Pie

FACT AND DETAILS



PUMPKINS BY GIBBONS

facts

details

Pumpkins are
used in many
ways.

soup

eat seeds

jack-o-lanterns

decoration

pie

breads

round

big

There are
many
different kinds
of pumpkins.

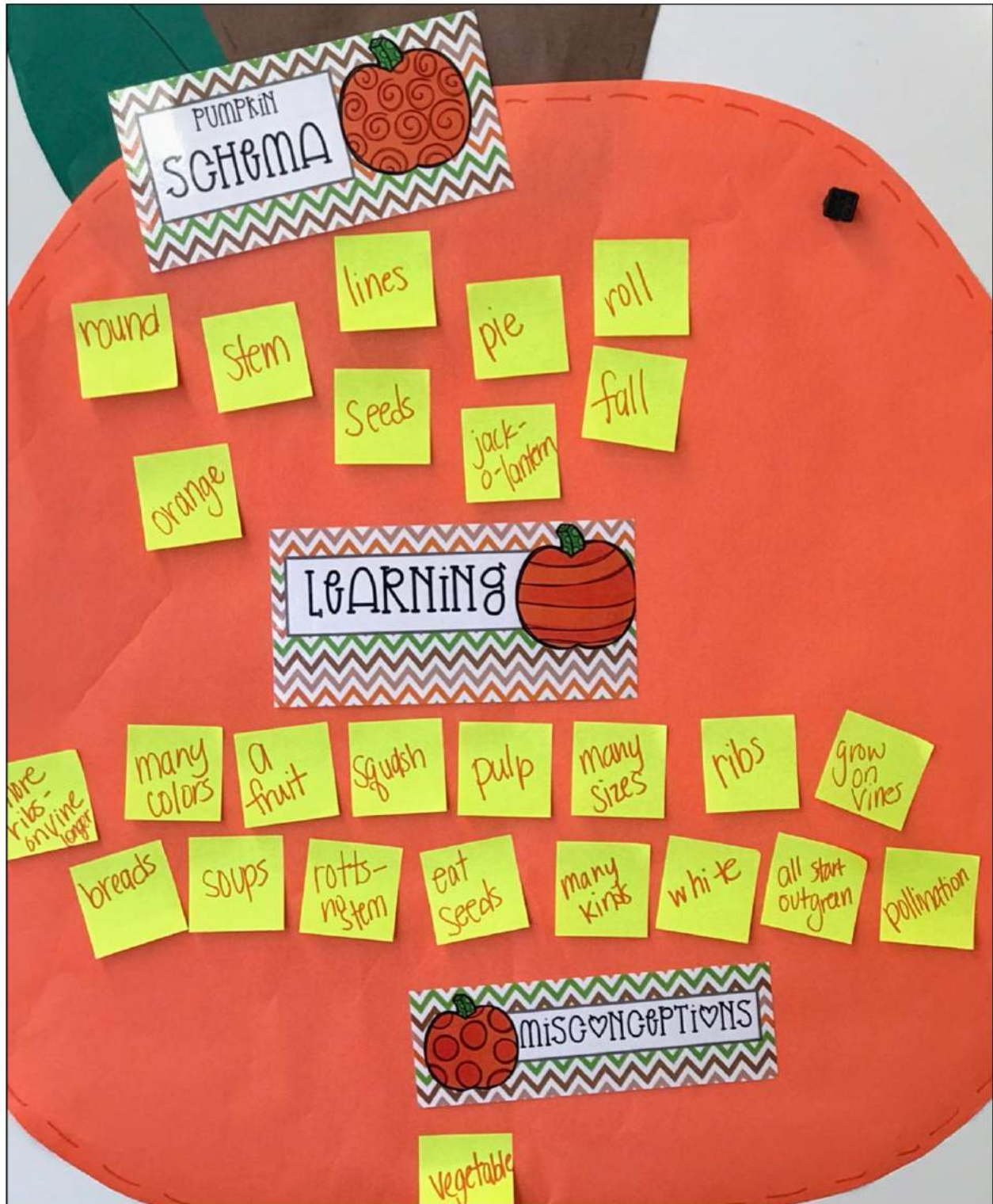
tall

smooth


bumpy

PUMPKINS

BY GIBBONS



LABEL A PUMPKIN CRAFT



Fact prove it! it's true

→ **Fact** ←

it's real support

Something that is **TRUE** & **REAL**... you can **PROVE** it!

Opinion

not true thoughts
for everyone

feelings a belief

OPINION

When you tell your **THOUGHTS** and/or **FEELINGS** about someone or something.

FACT OR OPINION

SEED, SPROUT, PUMPKIN PIE

BY JILL ESBAUM

fact	opinion
There is pulp inside of a pumpkin.	Pumpkins are cute.
They are smooth or bumpy.	Pumpkins are so pretty in the patch.
Pumpkins are a type of squash.	Pumpkins make the best soup.
They are green, red, yellow, white, or blue.	Pumpkin pie is delicious.

Pumpkins
by Gibbons

THE PUMPKIN BOOK
BY GAIL GIBBONS

LIFECYCLE OF A PUMPKIN



COMPARE AND CONTRAST

Pumpkins

fibrous strands

grows on a vine

tendrils

pulp

squash group

contrast

COMPARE & CONTRAST

When you tell how
two things are
ALIKE and **DIFFERENT**.



Apples

seed chamber

grows on a tree

core

small

bob for them

compare

Both

has seeds inside

something you
can eat

round

starts out green

many colors

many kinds

stem

skin

food

pollination

plant

flowers

has leaves

TOO MANY PUMPKINS

we predict

the farmer likes him! he can't roll he is special
he is square he is sad they don't like him

characters

Rebecca Estelle Esmerelda

setting

Her house and yard

Why don't she like pumpkins? Tell me something you don't like






main idea

details that support

mostly about

Rebecca Estelle learned to love pumpkins again.

A pumpkin truck dumped a pumpkin in her yard.

Pumpkins grew everywhere.

She made jack-o-lanterns.

Rebecca did not like pumpkins.

People came to her home to enjoy her

She saved seeds for the next season.

Rebecca buried the pumpkin seeds with dirt.

Rebecca made pumpkin treats.

MAIN IDEA & DETAILS

What the story is **mostly** about and things that happened to **characters**. The main idea.



RETELL

beginning

Rebecca Estelle hated pumpkins because she ate a lot of them as a child when money was scarce.

middle

One day a pumpkin truck came by and an enormous pumpkin flew off the truck and went splat all over her yard.

Rebecca Estelle covered the seeds with dirt and she decided she wasn't going to think about that pumpkin again.

One Fall day she went out her front door and discovered pumpkins everywhere. She couldn't ignore them anymore.



She made jack-o-lanterns to make people come to her house to get all of the pumpkin goodies she made.

end

Everyone in town came to her house to enjoy her pumpkin treats. She decided it was so much fun, she kept seeds for the next season.

Retelling

Retelling is when you tell the important parts of the story in **order**.


SPOOKLEY

THE SQUARE PUMPKIN

Spookley
The Square Pumpkin

we predict

the farmer likes him | he can't roll | he is special
he is square | he is sad | they don't like him

characters

setting

Spookley the square pumpkin | farmer | other pumpkins | outside on a farm

mostly about

main idea

details that support

Spookley was a special square pumpkin that saved the day during a storm.

Spookley blocked the fence during the storm.

The other pumpkins made fun of Spookley.

Spookley did not roll like the other pumpkins.

The farmer saw that Spookley saved his pumpkins.

The farmer planted Spookley's seeds the next year.

Pumpkins were many colors and shapes the next year.

MAIN IDEA & DETAILS

What the story is mostly about and things that happened to Spookley the main idea.

Spookley
The Square Pumpkin

beginning

middle

end

RETELL

RETELLING

RETELLING is when you tell the important parts of the story in order.

One day in a pumpkin patch, Spookley appeared. He had no curves, he was square.

Spookley couldn't roll like the other pumpkins. He wished he could be round like everyone else.

One day there was a huge storm and the fence broke. Spookley flipped and flopped until he could block the hole in the fence.

As the storm went on the pumpkins all rolled onto Spookley. The next day, the farmer saw that Spookley had saved his patch.

The farmer knew that Spookley was the most special pumpkin he had ever grown.

The next year, the farmer used Spookley's seeds in his patch. It was colorful and full of different shapes.



SPOOKLEY THE SQUARE PUMPKIN CRAFT 1



HOW MANY SEEDS

How many seeds in a pumpkins?

we predict

the farmer likes him he can't roll he is special
he is square he is sad they don't like him

characters

Classmates Charlie Mr. Tiffin

setting

School

mostly about

main idea

Charlie learned that great things come in small packages through a pumpkin investigation.

details that support

Charlie liked school but didn't like being small.

The student's counted the seeds of 3 different pumpkins.

The smallest pumpkin had the most seeds.

They decided to count them by 2's, 5's, and 10's.

MAIN IDEA & DETAILS

What the story is mostly about and things that happened to support the main idea.

How many seeds in a pumpkins?

How many seeds in a pumpkins?

RETELL

beginning

Charlie liked school but he did not like lining up in Mr. Tiffin's class. He was the smallest in the class.

middle

One day Mr. Tiffin announced that the class would be finding out how many seeds were in a pumpkin.

The students scooped out the seeds in three different pumpkins, small, medium and large.

The next day they counted the seeds by 2's, 5's and 10's.

end

The smallest pumpkin had the most seeds. Charlie discovered that small things can have a lot going on inside of them.

retelling

Retelling is when you tell the important parts of the story in order.



PUMPKIN PATCH CRAFT

