

# A COLOR OF HIS OWN


Megan Mitchell FIRST GRADE ROARS

Name \_\_\_\_\_

## A COLOR OF HIS OWN SEQUENCING

1

The leaf turned red and so did the chameleon.



The chameleon turns yellow on a lemon, purple on heather and striped on a tiger.



4

In the spring he met another chameleon and they agreed to stay together.



In the winter, the leaf fell and so did the chameleon. He turned black.



### Leaves



### Outdoors



### Chameleon's Friend




### Chameleon




Name \_\_\_\_\_

## CHAMELEON COLOR

He sat on a \_\_\_\_\_  
and turned \_\_\_\_\_




He sat on a \_\_\_\_\_  
and turned \_\_\_\_\_




He sat on a \_\_\_\_\_  
and turned \_\_\_\_\_




The sad chameleon doesn't have a color of his own.




On lemons they turn yellow. On the heather they turn purple.



All other animals had a color of their own.



On a tiger they are striped like tigers.



Why was the chameleon sad at the beginning of the story?

What would happen if the chameleon crawled on a brown tree?

How does changing colors and blending in actually help the chameleon?

Would you want to change colors like a chameleon? Why or why not?

If you were a

How did the

# CHARACTER

# MAIN IDEA

# SETTING


# DETAILS

# RET

A Color of his Own  
By Leo Lionni




## Chameleon's Friend



## Leaves




When spring arrived, he met another chameleon who asked them to stay together.




They changed colors together and lived happily ever after.



The sad chameleon doesn't have a color of his own.



All other animals have a color of their own.




# PROBLEM

It's ok to be different.

# SOLUTION

On lemons they turn yellow. On the heather they turn purple.



On a tiger they are striped like tigers.

# MESSAGE

The chameleon wanted a color of his own until he met an older wiser chameleon.



Love yourself, they would you are

The chameleon felt lonely because he didn't have a color of his own.

The chameleon thought he stayed on a leaf, he would be green forever.



In autumn, the leaf turned

Then the leaf turned red and so did the chameleon.



The chameleon fell with the leaf and turned black in the winter.



# MESSAGE


Friends can cheer you up and make everything better.

He met an older, wiser chameleon who taught him to love himself.

Name \_\_\_\_\_

**BEGINNING**

Beginning Middle



Name \_\_\_\_\_

**A COLOR OF HIS OWN** By Leo Lionni

**CHARACTER ANALYSIS**


CHARACTER: **CHAMELEON**

SEES \_\_\_\_\_

DOES \_\_\_\_\_

THINK \_\_\_\_\_

FEELS \_\_\_\_\_




Name \_\_\_\_\_

**MY OPINION**

**A COLOR OF HIS OWN** By Leo Lionni

I THINK... \_\_\_\_\_



Name \_\_\_\_\_


**A COLOR OF HIS OWN** By Leo Lionni

1. What was the chameleon's problem?

\_\_\_\_\_

2. How was the problem solved for the chameleon?

\_\_\_\_\_



Name \_\_\_\_\_

**A COLOR OF HIS OWN** By Leo Lionni

**TEXT TO THINK**

How would you feel if you changed colors?

Name \_\_\_\_\_

**A COLOR OF HIS OWN** By Leo Lionni

**MAKING CONNECTIONS**

I am making a **SELF TEXT CONNECTION**


Name \_\_\_\_\_

**KEY EVENTS**

Draw and describe 3 key events

Illustration \_\_\_\_\_

Description \_\_\_\_\_



Name \_\_\_\_\_

**FEATURES of**

**A COLOR OF HIS OWN** By Leo Lionni

CHARACTERS \_\_\_\_\_


SETTING \_\_\_\_\_

Name \_\_\_\_\_

**PROBLEM & SOLUTION**

PROBLEM \_\_\_\_\_

SOLUTION \_\_\_\_\_



Name \_\_\_\_\_

**AUTHOR'S INTENT**

**A COLOR OF HIS OWN** By Leo Lionni

The author wants to \_\_\_\_\_

- To persuade
- To entertain

Name \_\_\_\_\_

**FICTION or NONFICTION**

**A COLOR OF HIS OWN** By Leo Lionni

This book... \_\_\_\_\_

- has real people
- has real events
- has real facts

Name \_\_\_\_\_

**PROBLEM**

**A COLOR OF HIS OWN** By Leo Lionni

The challenge in the story is \_\_\_\_\_

**WHAT IS THE PROBLEM?**

.....

Name \_\_\_\_\_

**SOLUTION**

**A COLOR OF HIS OWN** By Leo Lionni

How was the problem solved?

**WHAT IS THE SOLUTION?**

.....


Name \_\_\_\_\_

**CHECK for UNDERSTANDING**

**A COLOR OF HIS OWN** By Leo Lionni

WHO? \_\_\_\_\_

WHAT HAPPENED? \_\_\_\_\_



Name \_\_\_\_\_

**A COLOR OF HIS OWN** By Leo Lionni


Characters \_\_\_\_\_

people or animals in the story

Name \_\_\_\_\_

**CHARACTER ANALYSIS**

CHARACTER: **CHAMELEON**



Name \_\_\_\_\_

**CHECK for UNDERSTANDING**

**A COLOR OF HIS OWN** By Leo Lionni

WHO? \_\_\_\_\_

WHAT \_\_\_\_\_

Name \_\_\_\_\_

**A COLOR OF HIS OWN** By Leo Lionni

**Inference**

Name \_\_\_\_\_

Name \_\_\_\_\_

**CHARACTER FEELING**

**A COLOR OF HIS OWN** By Leo Lionni

**MELEON**



Name \_\_\_\_\_

**POINT OF VIEW**

**A COLOR OF HIS OWN** By Leo Lionni

WHO IS TELLING THE STORY?

HOW DOES THE STORY FEEL?

Name \_\_\_\_\_

**CHARACTER ANALYSIS**

CHARACTER: **CHAMELEON**



Name \_\_\_\_\_

**STORY MESSAGE**

**A COLOR OF HIS OWN** BY LEO LIONNI

**WHAT IS THE BIG IDEA?**



Name \_\_\_\_\_

**A COLOR OF HIS OWN** By Leo Lionni

**CAUSE AND EFFECT**

Read the cause.

CAUSE	EFFECT
The chameleon sat on a lemon.	
The chameleon went through heat.	
The chameleon sat on a tiger's tail.	
The chameleon climbed on a green leaf.	
The leaf turned red.	
In winter, the leaf fell, and the chameleon fell too.	
The chameleon met another chameleon.	

Name \_\_\_\_\_


**A COLOR OF HIS OWN** By Leo Lionni

**MELEON**

EFFECT	EFFECT
He turned purple	He turned purple
He turned red.	He turned red.
He turned black	He turned black
He became striped.	He became striped.
He turned yellow.	He turned yellow.
They became friends and changed colors together.	They became friends and changed colors together.
He turned green.	He turned green.

# CHAMELEON COLORS

He sat on a \_\_\_\_\_  
and turned \_\_\_\_\_



He sat on a \_\_\_\_\_

## A COLOR OF HIS OWN RETELLING



## MY OPINION OF A COLOR OF HIS OWN



Design your own chameleon.

# A Color of His Own Class Book



## A COLOR OF HIS OWN



### ALPHABETIZING

abcdefghijklmnopqrstuvwxyz

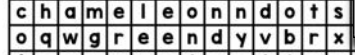
chameleon color striped

## A COLOR OF HIS OWN




### WORD SEARCH

chameleon color striped tiger  
lemon yellow heather purple green  
leaf red winter black older wiser  
together change alike polka dots



## A COLOR OF HIS OWN



CIRCLE THE NUMBER TO MATCH THE NUMBER OF SYLLABLES

chameleon	1	2	3	4	red	1	2
color	1	2	3	4	winter	1	2
stripes	1	2	3	4	black	4	3

## A COLOR OF HIS OWN



### MAKING WORDS

\_\_\_\_\_

\_\_\_\_\_

\_\_\_\_\_

## A COLOR OF HIS OWN UNSCRAMBLE THE WORDS

chameleon color striped  
yellow purple green leaf ow



roolc \_\_\_\_\_  
wolley \_\_\_\_\_  
negre \_\_\_\_\_  
wno \_\_\_\_\_

## CHAMELEON COLOR Tally Graph

Survey 10 of your classmates.  
Collect data and record it on your tally graph.



Would you want to change colors like a chameleon?

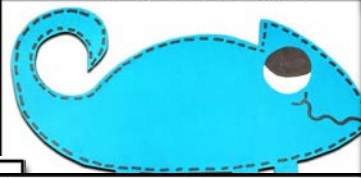
ANSWER	TALLIES	TOTAL
YES		
NO		

## CHAMELEON COLOR

Roll 3 dice. Find the sum.  
Cover the number.  
If it's already covered, you lose a turn.



## CRAFT



## A COLOR OF HIS OWN



### STOP AND PREDICT...

Predict what will happen from looking at the cover and the title.

\_\_\_\_\_

\_\_\_\_\_


Stop halfway in the story, make a prediction.

\_\_\_\_\_

\_\_\_\_\_

## CHAMELEON BINGO

Spin the spinner. Add 10 to the number you rolled. Cover the answer on your board. If it is already covered, you lose your turn.



## HELP THE CHAMELEON GET TO THE LEAF!

Roll 1 die. Look at the chart to see how to move. The 1's to one to get to the leaf wins.

1	2	3	4	5	6
-3	+2	-1	0	-2	+1



## MAKING PREDICTIONS

Name: \_\_\_\_\_

Look at the cover and listen to the title. Predict 2 things you think might happen.



I PREDICT...

1. \_\_\_\_\_

2. \_\_\_\_\_

## ILLUSTRATE


The leaf turned red and so did the chameleon.



The chameleon turns yellow on a lemon, purple on a heather and striped on a tiger.



In autumn, the leaf turns yellow and so does the chameleon.



In the spring he met \_\_\_\_\_

In the winter, the \_\_\_\_\_

All the other animals \_\_\_\_\_

## A COLOR OF HIS OWN SEQUENCING

## MAIN IDEA & DETAILS

Main Idea: what the story is mostly about.



Details: things that happened that support the main idea.

