

PIRATE DAY


End of the Year Theme Day

PIRATE Center




1

PIRATE Center



2


MYSTERY TREASURE



CLUES

1. My treasure is a book.
2. It is about sharing.
3. There are 2 animals in it.
4. Ice cream melts in the story.
5. Gerald and Piggie are the main characters.

Name _____



STORY PIRATES GO TO SCHOOL

CHARACTER ANALYSIS

CHARACTER: **PIRATES**

TREASURE SUBTRACTION SORT




10

17 - 7

Name _____

BAR GRAPH


Use the data given in the box to create a bar graph. For each label, use a different color. This will make each bar stand out and will be easier to read.



DATA	
red	7
orange	3
yellow	8
green	6
blue	4
purple	


TREASURE

Should I Share My Ice Cream?
By Mo Willems



MYSTERY TREASURE


Name _____




SEES				
DOES				
THINK				
FEELS				

TREASURE GEM

red	
orange	
yellow	
green	
blue	



MEET our PIRATES



CLASS BOOK

MY PIRATE'S NAME IS _____

MY PIRATE LOVES TO _____

MY PIRATE LIVES _____

MY PIRATE HAS _____

MY PIRATE CAN _____



Name: _____

BAR GRAPH

Use the data given in the box to create a bar graph. For each label, use a different color. This will make each bar stand out and will be easier to read.

Name: _____

BAR GRAPH

Answer the questions using the graph.

1. How many gems were yellow?
2. Which color had the most gems?
3. Which color had the least gems?
4. Which color gem would you choose?

42 + 26 = _____

52 + 37 = _____

Treasure Hunt

TIME TO THE HALF HOUR

START

SPIN & SUBTRACT

Spin the spinner. Record your number. Subtract.

Name: _____

20	-	SPIN =	=	20	-	SPIN =	=
20	-	=	=	20	-	=	=
20	-	=	=	20	-	=	=

TREASURE SUBTRACTION SORT

hook hat

jewels shovel

cannon map pirate ship

palm tree waves flag

PIRATE DAY SYLLABLES

hook	1	2	3	4	5
jewels	1	2	3	4	5

anch pirate

1. _____

2. _____

3. _____

4. _____

5. _____

6. _____

7. _____

8. _____

9. _____

10. _____

11. _____

12. _____

CVCE Scoot

Write the silent e words.

1	2	3	4
5	6	7	8
9	10	11	12
13	14	15	16

ABC ORDER

telescope hook chest
cannon ship map parrot
jewels anchor shovel

PIRATE DAY WORD SEARCH

Name: _____

telescope hook chest
cannon ship map parrot
jewels anchor shovel

s h o v e l q w e r t
a s p d f g t g h x r
v m a p s g e s g v b
z x r w f g i f c w e
v b r n r w e d h o o
q w o e r g s f e c b
e a t h e e e e e e e

PIRATE DAY UNSCRAMBLE THE WORDS

ship telescope hook
cannon map parrot jewels

nnocac 1
tshec 2
okoh 3
epocselet 4
pshl 5

PUNCTUATION

Did you find thee treasure .

I am wearing my pirate patch .

I wish I could go on a pirate ship .

How much gold is in the chest .

Where did you put my telescope .

I found a treasure map .

I want to have a pet parrot .

Pirates are scary .

PIRATE DAY Making Words

Name: _____

pop corn

star fish

rain drop

sleep over

sea shell

out side

sun glass

bed time

OR WORDS

AR WORDS

IR WORDS

UR WORDS

Compound Words

Compound Words

Compound Words

Compound Words

Compound Words

Compound Words

Compound Words

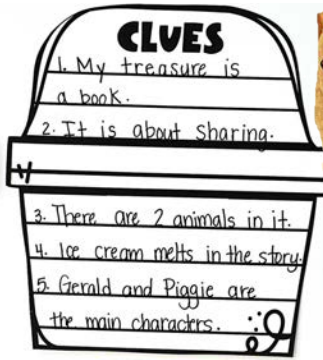
Compound Words

Compound Words

Compound Words

Compound Words

Compound Words



CAPTIAN

SHIVER ME

anner

Sadie

LLY

SHIPMATE

ckson

Savannah


GOLDEY

MATEY

Mason

GINGERSNAP


Gemma



P I R A T E

D A Y





HOW TO FIND THE TREASURE
Name: _____

HOW TO FIND THE TREASURE
1st _____ 2nd _____



1. Cut off the bottom of the paper bag.
2. Cut straight through the circle to make it flat.
3. Turn the bag up.
4. Use a pencil to draw a map to the hidden treasure.
5. Make a map to the hidden treasure.



How to Catch a ...
PIRATE
Name: _____

MEET A PIRATE
Name: _____

SHIVER ME TIMBER!
TOMORROW IS PIRATE DAY!
RULES FOR PIRATE DAY
1. WEAR BLACK, WHITE, & RED.
2. NO SWORDS!
3. GET READY FOR AN ADVENTURE!

HIDDEN TREASURE CLUES
Name: _____



MEET our PIRATE
MY PIRATE'S NAME IS _____
MY PIRATE LOVES TO _____
MY PIRATE LIVES _____

How to Catch a ...
PIRATE
MY PIRATE'S NAME IS _____
MY PIRATE LOVES TO _____
MY PIRATE LIVES _____
MY PIRATE HAS _____



MY SCHEMA
Name: _____
MY SCHEMA ON PIRATES

PIRATES
Name: _____
2 THINGS I KNOW ABOUT THEM

KEY EVENTS
Draw and describe 3 key events from the story.
Name: _____

FEATURES
PIRATES LOVE UNDERPANTS
CHARACTER
FICTION or NON-FICTION
Name: _____

AUTHOR'S PURPOSE
PIRATES LOVE UNDERPANTS
The author wrote this to
o Persuade the reader
o To entertain the reader
o To inform the reader
o To persuade the reader

My pirate's Underpant prewriting
Name: _____

Design a new pair of underpants for the pirates.
Illustration of a pair of underpants.

PIRATES LOVE UNDERPANTS
Name: _____
Description: _____

PIRATES LOVE UNDERPANTS
Name: _____
Description: _____

PIRATES GO TO SCHOOL
I predict _____ In the end, _____

PIRATES GO TO SCHOOL
This book...
o has real people
o has real events
o has real facts
This book is non-fiction

RETEL
Name: _____ Story: PIRATES

CHARACTER ANALYSIS
PIRATES
SEES _____ DOES _____ THINK _____

MY OPINION
PIRATES GO TO SCHOOL
I THINK... BECAUSE...

CHECK for UNDERSTANDING
Name: _____
WHO? WHAT? WHEN? WHERE?

MAIN IDEAS
Name: _____
What is the story MOST ABOUT?
DETAIL

CHARACTER ANALYSIS
Name: _____
SEES _____ DOES _____

WHAT IS THE BIG IDEA?
Name: _____

SUMMARY
Name: _____
First, Next, Then, After that, Finally.

PROBLEM
Name: _____
The challenge in the story
WHAT IS THE PROBLEM?

TEXT TO SELF
Name: _____
A connection to yourself!
THIS STORY REMINDS ME

CHARACTERS
Name: _____
WHO ARE THE PEOPLE OR ANIMALS IN THE STORY?
WHO IS YOUR FAVORITE CHARACTER & WHY?

CLASS SURVEY
Name: _____
Would you like to meet a pirate?
Survey 10 friends.
Graph your results.

AAARRGHHH MATEY!
Name: _____
Roll 1 up 1 Roll 4 up 2
Roll 2 pirate Roll 5 pirate
Roll 3 back 2 Roll 6 back 1