

# LEMONADE


End of the Year Theme Day

THE ZEST IS YET TO COME  
TOMORROW IS...  
**LEMONADE DAY!**  
WEAR YOUR  
LEMONADE  
LEMONADE



## LEMONS

LIFECYCLE OF A LEMON



By Megan Mitchell

**NONS REAL WORDS**

le lemon




## SWEET SUMMERTIME

By Charlie



LEARNING  
**LEMONS**  
LIFECYCLE OF A LEMON



### HOW TO MAKE LEMONADE

First Second

SEQUENCING: CUT AND PASTE

water



MEGAN MITCHELL FIRST GRADE ROARS

# SWEET SIGNS OF SUMMER



# LEMONADE

## LEMONS LIFECYCLE OF A LEMON

By Megan Mitchell

Table of Contents

- The Beginning
- Germinating
- Seeding
- Older Tree
- Flowers
- Fruiting
- Harvesting
- What's Inside
- Lemon Uses
- Lemon Lifecycle
- Fun Facts

### The Beginning

A lemon begins as tiny seed. Every lemon has approximately 7-15 seeds inside. A lemon seed is round with a thin outer shell and a small embryo in the end.

### Germinating

During germination, the lemon seeds begin to grow tiny roots and small green leafy leaves. This process takes about 2-3 weeks.

### Seeding

After germinating, you will begin to see a small lemon tree plant. It is called a seedling. It is important for your seedling to be in the right location to continue to grow. Make sure it has plenty of sunlight.

### Older Tree

The seedling grows and becomes a more mature lemon tree. The stems are stronger and thicker. There are now more green leafy hard leaves.

### Flowers

Once the lemon plant is between 2-5 years old, beautiful white flowers begin to show up. At this stage it is important to water the plant regularly.

### Fruiting

This is the stage when your lemon tree begins to make fruit. The lemons begin as green, then turn dark green. Finally, they turn yellow when they are ready to be harvested.

### Harvesting

Exciting news! The lemons are picked. They have a smooth skin and are green to yellowish. You can now use them in a drink or food of your choice.

### What's Inside

After harvesting your fruit, the lifecycle can begin again. The seeds inside of each lemon can be planted and new plants can begin to grow.

### Lemon Uses

Lemons are very sour and are rarely eaten as they are. They are used to give flavor to baked goods, dressings, and desserts. Lemons are also a good source of Vitamin C.

### Fun Facts

Lemon trees can produce up to 600 pounds of lemons each year. Lemon tree leaves can be used to make tea. Lemon trees make fruit all year round.

## LEMONS LIFECYCLE OF A LEMON



### THE BEGINNING

Every lemon has approximately 15 seeds inside. A lemon seed is round with a pointy tip.

### GERMINATING

During germination, the lemon seeds begin to grow tiny roots and small green leafy leaves. This process takes between 2-3 weeks.

### SEEDLING

After germinating, you will begin to see a small lemon tree plant. It is called a seedling. It is important for your seedling to be in the right location to continue to grow. Make sure it has plenty of sunlight.

### OLDER TREE

The seedling grows and becomes a more mature lemon tree. The stems are stronger and thicker. There are now more green leafy hard leaves.

### FLOWER

Once the lemon plant is between 2-5 years old, beautiful white flowers begin to show up. At this stage it is important to water the plant regularly.

### FRUITING

This is the stage when your lemon tree begins to make fruit. The lemons begin as green, then turn dark green. Finally, they turn yellow when they are ripe.

### HARVESTING

Exciting news! The lemons are ready to be picked. They have a smooth skin and are green to yellowish. You can now use them in a drink or food of your choice.

### WHAT'S INSIDE


After harvesting your fruit, the lifecycle can begin again. The seeds inside of each lemon can be planted and new plants can begin to grow.

### LEMON USES

Lemons are very sour and are rarely eaten as they are. They are used to give flavor to baked goods, sauces, salad dressings, marinades, drinks, and they are also a good source of Vitamin C.

### LEMON LIFECYCLE


The lifecycle of a lemon starts with a seed, goes through germination, seedling, older tree, flowers, fruiting, and harvesting, and then back to seed.



### FUN FACTS

- Lemon trees can produce up to 600 pounds of lemons each year.
- Lemon tree leaves can be used to make tea.
- Lemon trees make fruit all year round.
- Lemon zest, or the outside of the lemon, can be used in cakes, puddings, pies and other dishes.

## LEMON Lifecycle



Name: \_\_\_\_\_

### LEMONS

Lemons have \_\_\_\_\_

Lemons taste \_\_\_\_\_

Lemons grow \_\_\_\_\_

Lemons look \_\_\_\_\_

Lemons are \_\_\_\_\_

Lemons can \_\_\_\_\_

Lemons are not \_\_\_\_\_

Name: \_\_\_\_\_

### LEMON SURVEY

Survey 10 classmates and circle the correct answer.

Do you like the taste of lemons?

Yes  No

RESULTS:

What was the most popular flavor? \_\_\_\_\_

Which choice had the fewest votes? \_\_\_\_\_

How many children did you survey? \_\_\_\_\_

Name: \_\_\_\_\_

### LEMON FACT VS OPINION

Statement	Fact	Opinion
Lemons are very delicious.	<input type="checkbox"/>	<input type="checkbox"/>
Lemons are a fruit.	<input type="checkbox"/>	<input type="checkbox"/>
Lemons start out green.	<input type="checkbox"/>	<input type="checkbox"/>
Lemons are the best fruit.	<input type="checkbox"/>	<input type="checkbox"/>
Lemons have seeds on the inside.	<input type="checkbox"/>	<input type="checkbox"/>
Lemons are the best in lemonade.	<input type="checkbox"/>	<input type="checkbox"/>
Lemon pie is yummy.	<input type="checkbox"/>	<input type="checkbox"/>
Lemons grow on a plant.	<input type="checkbox"/>	<input type="checkbox"/>
Lemons begin as a seed.	<input type="checkbox"/>	<input type="checkbox"/>

Name: \_\_\_\_\_

### AUTHOR'S PURPOSE

## LEMONS LIFECYCLE OF A LEMON

By Megan Mitchell

The author wrote this to:

- To persuade the reader.
- To entertain the reader.
- To inform the reader.

Name: \_\_\_\_\_

### NEW LEARNING

## LEMON LIFECYCLE OF A LEMON

HERE ARE 5 FACTS I LEARNED:

1. \_\_\_\_\_

2. \_\_\_\_\_

3. \_\_\_\_\_

4. \_\_\_\_\_

5. \_\_\_\_\_

Name: \_\_\_\_\_

### DIGGING FOR

DETAIL

DETAIL



Name: \_\_\_\_\_

### CHECK FOR UNDERSTANDING

3 facts I learned:

1. \_\_\_\_\_

2. \_\_\_\_\_

3. \_\_\_\_\_

Name: \_\_\_\_\_

### LEMON

2 THINGS I KNOW:

1. \_\_\_\_\_

2. \_\_\_\_\_

Name: \_\_\_\_\_

### LEMONS LIFECYCLE

TEI CONNER

This story is: fiction / non-fiction

I can make a...  text to self connection  text to world connection  text to text connection

This story made me think \_\_\_\_\_

Name: \_\_\_\_\_

### LEMONS LIFECYCLE OF A LEMON

FACT AND DETAILS

Write 3 details that support the fact.

Fact	Lemons have many uses.
Detail 1	
Detail 2	
Detail 3	

### HOW TO MAKE LEMONADE

First, gather all your supplies. You will need lemons, sugar, ice, a spoon, a pitcher, and a lemon juicer.

Next, squeeze 8 lemons until you have lemon juice.

Then, add two cups of sugar to your lemon juice. Mix well until it is dissolved.

After that, add 8 cups of water. Stir.

Finally, pour over a glass of ice.

If you would like more lemon flavor, add a fresh slice.

### LEMONADE STAND SHAPES

Name: \_\_\_\_\_

Write the name of the shape in the box.

1.	2.	3.
4.	5.	6.
7.	8.	9.
10.	11.	12.
13.	14.	15.
16.	17.	18.
19.	20.	21.
22.	23.	24.

### MAKING LEMONADE

Roll 2 dice. Find the sum. Cover the number. If it's already covered, you lose a turn.

Roll 1 die. Subtract the number from 20. Cover the difference. If there is no number left, you lose your turn. The first person to cover their board wins.

### ROLL and SUBTRACT Cover ALL

Roll 1 die. Subtract the number from 20. Cover the difference. If there is no number left, you lose your turn. The first person to cover their board wins.

14	15	16	17
18	19	20	18
19	20	14	19
14	15	17	19

### DO YOU LIKE... HOMEMADE LEMONADE?

### LEMONADE

Name: \_\_\_\_\_

Results: Did More students like it or dislike it?

How many more? \_\_\_\_\_

Using your data... Write an addition sentence \_\_\_\_\_ + \_\_\_\_\_ = \_\_\_\_\_

Write a subtraction sentence \_\_\_\_\_ - \_\_\_\_\_ = \_\_\_\_\_

What else would you add? \_\_\_\_\_

### LEMONADE

Name: \_\_\_\_\_

Prediction: Will you like it?  yes  no

Survey: Ask 10 friends if they think they will like it.

Tally: \_\_\_\_\_

Yes: \_\_\_\_\_ No: \_\_\_\_\_

### LEMON ROLLING BINGO!

Roll 2 dice. Find the sum. Cover the number. If it's already covered, you lose a turn.

7	11	2
12	5	6
3	7	11
2	4	12
9	6	8

### LEMONADE STAND MONEY

Name: \_\_\_\_\_

Write the name of the shape in the box.

Ways to show \_\_\_\_\_¢

Ways to show \_\_\_\_\_¢

Ways to show \_\_\_\_\_¢

Ways to show \_\_\_\_\_¢

### LEMONADE STAND

Lemonade 50¢

Lemonade \$1.00

### HOW TO MAKE LEMONADE

Story Map: Introduction, Middle Detail, Closing or Co.

Sequencing: CUT AND PASTE

### How to Make LEMONADE

Name: \_\_\_\_\_

\_\_\_\_\_

\_\_\_\_\_

\_\_\_\_\_

### How to Make LEMONADE

Name: \_\_\_\_\_

\_\_\_\_\_

\_\_\_\_\_

\_\_\_\_\_

### ZEST IS YET TO COME TOMORROW IS... MONADE DAY!

WEAR YELLOW and remember WHEN LIFE GIVES YOU LEMONS make LEMONADE

Dear Parents,

On \_\_\_\_\_ we will be having Lemonade Day. During this day we will learn how to make homemade lemonade. We need your help. We would love to have a lemon taste testing snack. We welcome any small snack that contains lemons in one way or another. If you choose to make something, please send it in pre-cut. Don't worry, we won't all try everything, we will get a small plate and try just a few things each. Thank you so much for your help in making this theme day "SWEET" and special.

Dear Parents,

Next week we are going to have lemonade. We will work on "How to Make Lemonade" as well as many other things. We need your help. Please check any of the items on the list and bring them to school. We will be happy to receive your donation. Once I receive your donation, I will send you the item needed. Thank you so much for your help.

- bag of lemons
- sugar
- bag of ice
- plastic cups
- napkins
- hand wipes
- plastic spoons
- straws

### LEMONS LIFECYCLE OF A LEMON

By Megan Mitchell

### LEMON LIFECYCLE OF A LEMON

By Megan Mitchell

Name: \_\_\_\_\_

### LEMONADE DAY!

# ALL ABOUT LEMON



# ALL ABOUT LEMO

# ALL ABOUT LEMO

NAME: \_\_\_\_\_  
N, ADJECTIVE VERB  
noun, A for adjective,  
V for



# LEMONADE CVCe BINGO

Spin the spinner and mark with the matching letter word card. Cover the picture. If there are none left, you lose your turn. This is a freebie! © 2005



# CVCe BINGO

Make a List CVCe Words



# NON REAL WORD



# MY OPINION OF LEMONADE

# MY OPINION OF LEMO

NAME: \_\_\_\_\_  
Story Mapping Opinion  
MY OPINION OF LEMONADE

1. I like lemonade because it is sweet and refreshing.

2. I don't like lemonade because it is sour.

3. I like lemonade because it is healthy.

4. I don't like lemonade because it is too tart.

5. I like lemonade because it is a good drink.

6. I don't like lemonade because it is too cold.

7. I like lemonade because it is a good snack.

8. I don't like lemonade because it is too sweet.

9. I like lemonade because it is a good drink.

10. I don't like lemonade because it is too tart.



If I had a lemonade stand, I would donate all my earnings to St. Jude, a special hospital that helps kids cure sick and need a lot of medicine to get better. It would be nice to help other kids.



This summer I can't wait to go swimming in my pool. I love to throw games at the ball and dive down to get them. My mom and I have swimming lessons and float on rafts. It is fun.


# PUNCTUATION

Did you try the lemonade? I went to pick lemons. I love make lemonade. many seeds are in lemons. Where is the sugar? I found a lemonade stand.

# LEMONADE UNSCRAMBLE THE WORDS!

lemons sugar water ice drink lemonade squeeze  
cie 1  
snomel 2  
xim 3

# LEMON Making It



# CVCC Scoot



# LEMONADE WORD SEARCH


lemons sugar water ice drink sour squeeze pitcher straw yummy

# ABC ORDER

lemon sugar water ice mix drink sour squeeze juice pitcher


# LEMONADE SYLLABLES

lemon 1 2 3 4 5  
sugar 1 2 3 4 5  
water 1 2 3 4 5  
ice 1 2 3 4 5  
mix 1 2 3 4 5  
drink 1 2 3 4 5  
sour 1 2 3 4 5  
lemonade 1 2 3 4 5  
squeeze 1 2 3 4 5  
juice 1 2 3 4 5



NAME: \_\_\_\_\_

FEATURES of FICTION	
CHARACTERS	SETTING
PROBLEM	SOLUTION



ALL about LEMONS  
I KNOW

LEMONS  
Before reading I will share MY SCHEMA...



# KEY EVENTS

NAME: \_\_\_\_\_  
Lemonade 50¢  
Draw and describe 3 key events from the story.

W  
T TO KNOW  
This is our SCHEMA on lemons  
I LEARNED

NEW LEARNING  
All about LEMONS

NAME: \_\_\_\_\_  
FIRST  
NEXT

NAME: \_\_\_\_\_  
CHARACTER ANALYSIS  
CHARACTER: \_\_\_\_\_  
I predict  
In the e

NAME: \_\_\_\_\_  
FICTION or NON-FICTION  
This book...  
• has real people  
• has real events  
• has real facts  
This book is fiction/non-fiction because...

NAME: \_\_\_\_\_  
MY OPINION  
I THINK...

NAME: \_\_\_\_\_  
SUMMARIZE  
First,  
Next,  
Then,