


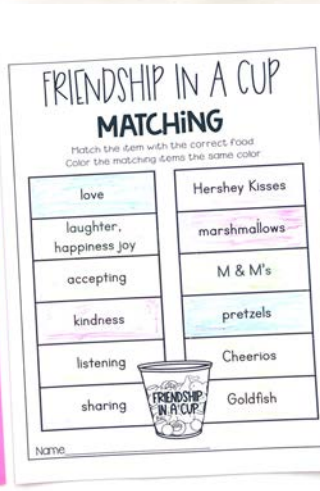
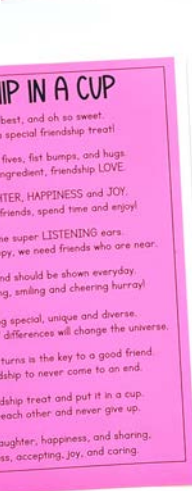
FRIENDSHIP *in a cup*



A BACK TO SCHOOL ACTIVITY



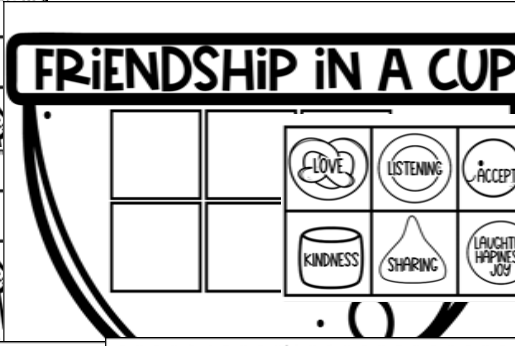

INTERACTIVE MINI BOOK & ORIGINAL POEM



FRIENDSHIP IN A CUP
 Friends are the best, and oh so sweet
 Today let's make a special friendship treat
 Friends give us high fives, fist bumps, and hugs
 Let's add our first ingredient, friendship
 Next comes LAUGHTER, HAPPINESS and JOY
 It is fun to play with friends, spend time
 Now let's add some super LISTENING
 When we are sad or happy, we need friends
 KINDNESS is key and should be shown
 Helping, complimenting, smiling and cheering
 Let's add something special, unique and fun

HOW TO MAKE FRIENDSHIP IN A CUP

Well



Name _____
How to Make FRIENDSHIP IN A CUP
 First, _____
 After that _____
 Next, _____
 Then, _____

FRIENDSHIP IN A CUP

RECIPE FOR FRIENDSHIP

happiness	sharing
laughter	love
kindness	listening
joy	accepting

FRIENDSHIP IN A CUP
 Friends are the best, and oh so sweet
 Today let's make a special friendship treat
 Friends give us high fives, fist bumps, and hugs
 Let's add our first ingredient, friendship
 Next comes LAUGHTER, HAPPINESS and JOY
 It is fun to play with friends, spend time
 Now let's add some super LISTENING
 When we are sad or happy, we need friends
 KINDNESS is key and should be shown
 Helping, complimenting, smiling and cheering
 Let's add something special, unique and fun
 ACCEPTING each other's differences will change the game
 Let's mix the friendship treat and put it in a cup
 We will enjoy it each other and enjoy our day

FRIENDSHIP IN A CUP MATCHING
 Match the item with the correct food. Color the matching items the same color.

love	Hershey Kisses
laughter, happiness joy	marshmallows
accepting	M & M's
kindness	pretzels
listening	Cheerios
sharing	Goldfish

Name _____
FRIENDSHIP IN INGREDIENTS

- _____
- _____
- _____
- _____
- _____
- _____
- _____
- _____

Name _____
RECIPE FOR FRIENDSHIP

- _____
- _____
- _____
- _____
- _____

FRIENDSHIP IN A CUP MATCHING
 Match the item with the correct food. Color the matching items the same color.

love	Hershey Kisses
laughter, happiness joy	marshmallows
accepting	M & M's
kindness	pretzels
listening	Cheerios



WILL YOU FRIENDSHIP IN
 kindness

DO YOU LIKE... FRIENDSHIP IN A CUP?

YES NO
 YES NO

love
 laughter
 accepting

listening
 sharing
 joy

FIND FRIENDSHIP

F	I	N	D	I	F	A	C
I	S	H	I	N	U	P	

Name _____

Friendship in a Cup

Prediction: Will you like it?
yes **no**

Survey:
 Ask 10 friends if they think they will like it.


Your Result:
 Now that you tried it, what do you think?

Name _____

Friendship in a Cup

Results: Did More students...
like it **dislike it**

How many more? _____
 Using your data... _____




Name _____

"How To" Story Mapping

Introduction
 oWhen oWho oWhat oWhere

Middle Details



Dear Parents,

We are going to make Friendship in a Cup. We will work on qualities of a good friend, team building, and creating a classroom foundation of expectations. We need your help. Please check any of the items you are willing to donate. Once I receive your list, I will send you the item needed. Thanks for your support.

- a bag of small pretzel twists
- a family size bags of M & M's
- 1 box of Cheerios

Name _____

HOW TO MAKE FRIENDSHIP

First _____

Third _____

Name _____

How to Make FRIENDSHIP IN A CUP

Friendship in a Cup Checklist

Ingredient List for a class of 24 (recipe doubled)

- 2 bags of small pretzel twists
- 2 family size bags of M & M's
- 1 box of Cheerios

THANKS FOR DONATING for Friendship in a Cup

Please send in _____ by _____

Student's Name _____

How to Make FRIENDSHIP IN A CUP

Friends are the best, and oh so special. Today let's make a special friendship cup. Grab a bowl for your ingredients.

Now let's add some super LISTENING ears. When we are sad or happy, we need friends who are near.

SHARING and taking turns is the key to a good friend. We want our friendship to never come to an end.

DIRECTIONS

Divide them into brown baggies. I don't get stale. I also do several of each student will get to participate. Sit in a circle and pass out a baggy through the poem. At each verse, a student gets more than one Hershey's with someone who did not get one.

Friends give us high fives, fist bumps and hugs. Let's add our first ingredient: friendship LOVE.

KINDNESS is key and should be shown everyday. Helping, complimenting, smiling and cheering hurrray!

Let's mix this friendship treat and put it in a cup. We will pledge to each other and never give up.



Next comes LAUGHTER, HAPPINESS and JOY. It is fun to play with friends and spend time and enjoy!

Let's add something special and diverse. ACCEPTING each other will change the world.

HOW TO MAKE FRIENDSHIP IN A CUP

Name _____