

CHRISTMAS TREE DAY

CHRISTMAS TREE CREATIONS

CLASS BOOK

21. 22.

23. 24.

BLEND S
Write the b
(first 2 letters in)

1.	2.
3.	4.
5.	6.
7.	8.
9.	10.
11.	12.
13.	14.
15.	16.
17.	18.
19.	20.
21.	22.



Christmas in Shop

START

8 + 5	9 + 6
12 + 5	14 + 1
11 + 6	7 + 4
4 + 12	8 + 9
7 + 9	13 + 2
6 + 6	

FINISH

BUILD A TREE

Use your imagination and help build the tallest tree.



Evergreen trees have leaves called needles. Some are long and soft, and some are short and sharp. The needle does not lose its needles but only a few at a time. New needles grow all the time.

One type of evergreen tree is called a pine tree. It has a nice smell. Some other types of evergreen trees are fur and spruce.

Pine Fur Spruce

HOW TO DECORATE A TREE

me _____

TREE DAY ABC ORDER

tree decorate lights star ornaments bows garland evergreen needles cones

abcdefghijklmnopqrstuvwxyz

1	6
---	---

Megan Mitchell
first grade roars

CHRISTMAS TREE + CHRISTMAS + CHRISTMAS + CHRISTMAS + CHRISTMAS + CHRISTMAS + CHRISTMAS + TREE



Christmas tree,
You are so green.
Glistening in,
The winter sheen.

Deco
Beau
Ye
Oh,
Sil

RHYMING

Name: _____

Write the rhyming words on the line

CHRISTMAS TREE ILLUSTRATE

Fill in the blanks

Christmas _____, you are _____
Glistening in, the winter _____

Decorated with, _____
You _____, oh, so b _____

Silver, red, _____ an _____

QUESTIONING

What colors are the ornaments on the tree?

What else is on the tree besides ornaments?

Describe what is under the tree?

SEQUENCING

Silver, red.	
Green and gold.	
Decorated with.	
Beautiful lights.	
Wrapped with bows.	
For you and me.	
Christmas tree.	
You are so green.	
Presents wait.	

HOW TO DECORATE A TREE

First, put up your tree. You can use a real or artificial tree.



Next, string lights around the tree. Plug them in to make sure they work.



Then, hang your ornaments on the tree.



After that, put up your tree topper on the tippy top!



Finally, enjoy your beautiful tree and all your hard work.



How to Decorate a Tree

Put the directions back in order.

First, _____

Next, _____

Then, _____

After that, _____

add 1

add 1

put up

Next, string lights around the tree. Plug them in to



Then, hang your ornaments



After that, put up your tree topper on the



Finally, enjoy your beautiful tree and all



DECORATE THE TREE

Roll 1	up 1	Roll 4	tree
Roll 2	lose turn	Roll 5	up 2
Roll 3	back 2	Roll 6	back 1

Christmas Tree Shop

START

6 + 7

8 + 5

9 + 6

12 + 5

14 + 1

11 + 6

7 + 4

4 + 12

8 + 9

7 + 9

FINISH

FIND THE SUM BINGO

Roll 3 dice. Add them together. Cover the sum if there is no number left, you lose your turn. The first person to get 5 in a row, wins.

18	3	15	5	9
6	7	8	9	17
10	11	12	7	13
16	5	4	8	7

TREE DAY CRAFT BANNER SAYS: TREE DAY

COUNT BACK BY 1'S

87	
53	
92	
61	
43	
78	
89	
91	
65	

TREE DAY Center 1	TREE DAY Center 2	TREE DAY Center 5	TREE DAY Center 6	TREE DAY Center 9	TREE DAY Center 10
TREE DAY Center 3	TREE DAY Center 4	TREE DAY Center 7	TREE DAY Center 8	TREE DAY Center 11	TREE DAY Center 12

Center Checklist

Center 1

Center 2

Center 3

Center 4

Center 5

Center 6

Center 7

Center 8

Center 9

Center 10

Center 11

Center 12

Name _____

Evergreen trees are called needles. They are long and soft, and short and sharp. Evergreen trees do not lose their needles. They grow all the year long.



The tree does lose its needles but only a few at a time. New needles grow to replace the old ones.



Evergreen trees have flowers or fruit. In some cases, they have cones. Cones contain the seeds of the tree.



Cones come in many different shapes and sizes. Chipmunks and squirrels eat the seeds.



Evergreen trees can survive in cold water. They can survive in snow. When there is a lot of water, the tree adapts.



The needles have a waxy layer that traps them. This doesn't let the water evaporate.



One type of tree is called a pine tree. It has a nice smell. There are many other types of evergreen trees. Some are fur trees.



ALL about EVERGREEN TREES



Many people use evergreen trees for Christmas.



Literature Extension
Use with any of your tree stories.

Suggestions:
The Tree That's Meant to Be by Tomie DePaola's Christmas Tree
Everybody's Tree by Barb Red and Lulu by Matt

CHARACTER ANALYSIS

Name: _____

CHARACTER

FEELINGS

SEQUENCING

Name: _____

STORY

First: _____

Next: _____

Then: _____

CHARACTERS & SETTING CHECK FOR UNDERSTANDING

Name: _____

WHO ARE THE PEOPLE OR ANIMALS IN THE STORY?

WHERE DID THE STORY TAKE PLACE?

CHARACTERS & SETTING CHECK FOR UNDERSTANDING

WHO? _____

WHAT? _____

WHEN? _____

WHERE? _____

tree DAY

TOMORROW IS TREE DAY!
Be prepared for some "winter fresh" fun!
Feel free to dress in **green**, and join in the excitement!

Setting: _____

Characters: _____

First _____ Next _____

CHARACTERS & SETTING CHECK FOR UNDERSTANDING

Name: _____

CHARACTERS

SETTING

PROBLEM

SOLUTION















What is the story?

DETAIL

DETAIL

DETAIL

13. 	14. 	19. 	20. 
15. 	16. 	21. 	22. 
17. 	18. 	23. 	24. 

Name _____

BLEND Scoot

Write the blend (first 2 letters in the word)

1	2	3
5	6	7
9	10	11
13	14	15

NAME TREE DAY SYL

tree	1	2
decorate	1	2
lights	1	2
star	1	2
ornaments	1	2
bows	1	2
garland	1	2
evergreen	1	2

TREE DAY ABC ORDER

tree decorate lights star ornaments bows garland evergreen needles cones

abcdefghijklmnopqrstuvwxyz

1	6
2	7
3	8

TREE WORD SEARCH



tree decorate lights star ornaments bows garland evergreen needles cones

c	d	e	c	o	r	a	t	e	d
o	f	v	y	u	i	o	s	t	d
n	n	e	e	d	l	e	s	z	x
e	d	r	f	g	h	j	r	n	r
s	v	a	a	r	l	a	n	d	h

TREE DAY UNSCRAMBLE THEIR

tree decorate lights star ornaments bows garland evergreen needles cones

neeeergvr _____

sowb _____

sthgil _____

rsta _____




TREE PUNCTUATION

Name _____

What kind of tree did you love decorating ?
I love decorating _____
They smell so _____
How many trees are there ?
That true is _____
Did you put the tree top on ?
It has rainbow like _____
Let's put up the _____



TREE DAY Making Words

Name _____

BUILD A TREE

Use your imagination and help build the tallest tree.






SHORT VS. LONG VOWELS



Sort the words into short vs. long vowel sounds. Write each word in the correct column.


Short Vowels	Long Vowels





12.  five  ke

3.  plug

15.  joke  hp

6.  bee

18. 

9. 

8. 

2. 

10. 

4. 

SUPPLIES

drops
toothpicks



BUILD A TREE

My tree is _____
This is who _____
to build _____

MATERIALS
gumdrops
toothpicks

BUILD A TREE S.T.

First, _____


Then, _____

Then, _____

CHRISTMAS TREE CREATION



CHRISTMAS TREE



How to Decorate

Name _____

Draw or write our steps to help

First,	Ne
Then,	Aft
Also,	Fin

How to Decorate

Name _____
