

STRAWBERRY

End of the Year Theme Day

TOMORROW IS BERRY SPECIAL!
IT'S STRAWBERRY DAY!

1. WEAR RED.
2. BRING IN A BERRY BRIGHT SMILE 😊
3. GET READY FOR LOTS OF FUN AND LEARNING!

STRAWBERRIES
 Name _____


2 THINGS I KNOW ABOUT THEM

This year _____ was so _____
 much that we learned about different _____
 animals. I loved Strawberry Day. We _____
 Master Math! My _____

#2

Dear Parents,

On _____ we will be having Strawberry Day. During this day we will learn about the lifecycle of strawberries and complete many fun strawberry activities. We need your help. We would love to have a strawberry taste testing snack. We welcome any small snack that contains strawberries in one way or another. If you choose to make something, please send it in pre-cut. Don't worry, we won't all try everything, we will get a small plate and try just a few things.



STRAWBERRIES
 By Megan Mitchell

Name _____

Name _____

ADJECTIVE OR VERB
 Write A, or V in boxes below

1	2
3	4
5	6

MY "BERRY" FAVORITE

K **WHAT I KNOW**

9 tens

STRAWBERRY Lifecycle

red ripe strawberry
 strawberry plant
 small green strawberry
 strawberry seeds
 pollination
 small strawberry

STRAWBERRY LIFECYCLE

ripe strawberry
 strawberry seeds
 seedling
 flowering plant
 pollination
 small strawberry

STRAWBERRY FIELDS

PLUS TEN BINCO

Spin the spinner

11	15	12	18	16
17	18	14	11	12
14	15	17	13	11
12	13	16	18	15
13	14	11	12	17

7 tens
7 ones
77

9 tens
4 ones
94

8 tens
1 one
81

SPIN & ADD

Spin the spinner
Record your number
Repeat. Add.

SPIN	+	SPIN	+	SPIN	+	SPIN
*		*		*		*

STRAWBERRY lifecycle

STRAWBERRIES

2 THINGS I KNOW ABOUT THEM

STRAWBERRY

FACT AND DETAILS

Write 3 details that support the fact.

Fact	Strawberries change.
------	----------------------

Detail 1

ADDITION OF 3 NUMBERS DOUBLES

Write the answer in the correct box.

1	2	3	4
5	6	7	8
9	10	11	12
13	14	15	16
17	18	19	20
21	22	23	24

10
8
7
12

3 + 3 + 9

MIXED TIME BINCO

Draw a card
Cover that matching time
Five in a row wins

STRAWBERRIES

TEXT CONNECTIONS

This story is: fiction non-fiction

I can make a...

- text to self connection
- text to world connection
- text to text connection

This story made me think of

STRAWBERRY PLANT

Label the parts of a strawberry plant

STRAWBERRIES

NON-FICTION TEXT FEATURES HUNT

- Find the heading changes. What page?
- Where can you find the Lifecycle?
- What is a baby strawberry plant called?
- Find the heading What is a Runner? Circle the bold-faced words.
- Find Fun Facts. What page is it on?
- Write down how bees help a strawberry.

BERRY DAY

UNSCRAMBLE THEIR WORDS!

sunlight seedling fruit soil water seed runner ripe flower strawberry

newolf	1
nnuern	2
edes	3
eybrntraws	4
tghlinus	5
rawtre	6
isol	7
eegisdln	8

BERRY DAY WORD SEARCH

sunlight seedling fruit soil water red seed runner ripe flower farm strawberry

r	q	w	e	r	t	u	i	o	p	a	s
u	s	t	r	a	w	b	e	r	r	y	d
n	a	s	d	f	g	r	t	y	u	a	m
n	s	d	f	l	o	w	e	r	v	r	
e	a	s	e	f	b	t	h	w	m		
r	i	p	e	v	b	s	e	h	e		
f	g	e	w	a	t	e	r	s			
s	v	b	r	x	e	e	e	d	o		
f	r	u	i	t	c	d	b	i			
s	h	e	s	x	h	e	c	y	l		
s	s	u	n	i	l	i	g	h	t		

ABC ORDER

sunlight seedling fruit soil water seed ripe flower farm strawberry

1	6	7	8	9
---	---	---	---	---

DIGGING for DETAIL

DETAIL

DETAIL

DETAIL

TAIL

NEW LEARNING

STRAWBERRIES

ARE SOME

STRAWBERRIES

THIS RAWBERRII

BOOK

CHARACTER ANALYSIS

CHARACTER: MOUSE

SEES

I predict... In the end... I disguised my strawberry as a...

ADJECTIVE OR VERB

Write A, or V in the boxes below.

1	2	3	4	5	6	7	8	9	10	11	12
13	14	15	16	17	18	19	20	21	22	23	24

scrub

BERRY DAY SYLLABLE

sunlight 1 2 3 4 5
seedling 1 2 3 4 5
fruit 1 2 3 4 5

sc
see
strawber
far
flow
rij
wat
runn

BERRY DAY

Making Words

Did you try the strawberry pie
I went to pick strawberries
I love strawberry shortcake

Did you pick
berry
berries
cream
a fruit
berries
erry pie

TEXT TO SELF

THE LITTLE MOUSE, THE RED RIPE STRAWBERRY, AND THE BIG HUNGRY BEAR

A connection to yourself!

THIS STORY REMINDS ME

SUMMARIZE

THE LITTLE MOUSE, THE RED RIPE STRAWBERRY, AND THE BIG HUNGRY BEAR

First... Next...

STRAWBERRY DISGUISES

No, I would not.

KEY EVENTS

Draw and describe 3 key events from the story

Illustration	Description
--------------	-------------

FICTION or NON-FICTION

THE LITTLE MOUSE, THE RED RIPE STRAWBERRY, AND THE BIG HUNGRY BEAR

This book... This is a...

FEATURES of FICTION

CHARACTERS SETTING



This is our
SCHEMA
All about
TRAWBERRIES

NEW
LEARNING

OUR
QUESTION

K
WHAT I KNOW

W
TO KNOW



L
ALL about
STRAWBERRIES
WHAT I LEARNED



It was a "BERRY" special year!

MY "BERRY" FAVORITES



STRAWBERRIES

Strawberries have _____

Strawberries taste _____

Strawberries grow _____

Strawberries look _____

Strawberries are _____

Strawberries like _____

Strawberries can _____

Strawberries can _____

Strawberries can _____

STRAWBERRY SURVEY

Survey 10 classmates and tally their opinion

Do you like strawberries?

Yes _____

No _____

RESULTS

Which was the most popular vote? _____

Which choice had the fewest votes? _____

How many children did you survey? _____

STRAWBERRY FACTS

- Strawberries are very delicious.
- Strawberries are a fruit.
- Strawberries start out green.
- Strawberries are the best fruit.
- Strawberries have seeds on the outside.
- Strawberries are the best in a pie.
- Strawberry shortcake is yummy.
- Strawberries grow on a plant.
- Strawberries begin as a seed.

This is my opinion _____

TOMORROW IS BERRY SPECIAL!
IT'S STRAWBERRY DAY!

1. WEAR RED.
2. BRING IN A BERRY

Dear Parents,

On _____ we will be having Strawberry Day. During this day we will learn about the lifecycle of strawberries and complete many fun strawberry activities. We need your help! We would love to have a strawberry taste testing snack. We welcome _____

S T R A W B E R R Y



STRAWBERRIES

Name _____

Before reading I will share **MY SCHEMA**.

2 THINGS I KNOW ABOUT THEM



STRAWBERRIES

By Megan Mitchell



TABLE OF CONTENTS

The Beginning	3
Seedling	4
Flowers	5
How do Bees Help?	6
Changes	7
What is a Runner?	8
It's Time to Pick	9
Strawberry Foods	10
Strawberry Lifecycle	11

THE BEGINNING

A strawberry begins as tiny seed. The seed is very small, the size of a flea. The seed needs to be planted in soil. It will also need water and sunshine to grow.



SEEDLING

Soon the seed begins to grow. Roots grow down in the soil. Green leaves appear above ground. The small strawberry plant is called a seedling.



FLOWERS

Once the plant grows, more leaves appear. Then, small white flowers grow from the crown of the plant. These flowers are very important to the strawberry plant.



CHANGES

As the berry grows, it turns from green to white. Then, it will turn a soft pink color. Once it becomes bright red, it is ready to be picked. It takes about a month for a strawberry to grow and be ready to pick.



WHAT IS A RUNNER?

Some strawberry plants grow long stems called runners. Runners turn into new strawberry plants. They can spread quickly.



IT'S TIME TO PICK

When they are bright red, farmers pick them gently off the plant. They are very soft and easy to squish. Most of the world's strawberries are grown in California but, they can grow anywhere warm.



STRAWBERRY FOODS

Some farms open so you can come pick your own strawberries. They are delicious to eat off the vine, but you can also make pie, jam, cake, ice cream and lots of other goodies with them too.



HOW DO BEES HELP?

Bees fly from flower to flower. They pick up pollen from one flower and transfer it to another. This is called **pollination**. Once pollination occurs, a new strawberry will appear where the flower once was.



STRAWBERRY LIFECYCLE



FUN FACTS

- ✓ Strawberries are the first fruit to ripen in the spring.
- ✓ The average strawberry has 200 seeds.
- ✓ 1 billion pounds of strawberries are produced each in California.
- ✓ 94% of Americans eat strawberries.
- ✓ Strawberries are grown in every single U.S. State.

STRAWBERRIES

By Megan Mitchell



Table of Contents

The Beginning	3
Seedling	4
Flowers	5
How do Bees Help?	6
Changes	7
What is a Runner?	8
It's Time to Pick	9
Strawberry Foods	10
Strawberry Lifecycle	11



The Beginning

A strawberry begins as a tiny seed. The seed is very small, the size of a flea. The seed needs to be planted in soil. It will also need water and sunshine to grow.

Seedling

Soon the seed begins to grow. Roots grow down in the soil. Then, green leaves appear above the ground. The small strawberry plant is called a **seedling**.

Flowers

Once the plant grows, more and more leaves appear. Then, small white flowers grow from the crown of the plant. These flowers are very important to the strawberry plant.


How do Bees Help?

Bees fly from flower to flower. They pick up pollen from the plant and transfer it to another plant. This is called **pollination**. Once pollination occurs, a small green berry will appear where the flower once was.



Changes

As the berry grows, it turns from green to white. Then, it will turn a soft pink color. Once it becomes bright red, it is ready to be picked. It takes about a month for a strawberry to grow and be ready to pick.



What is a Runner?

Some strawberry plants grow long stems called **runners**. These runners turn into new strawberry plants. They can spread quickly.



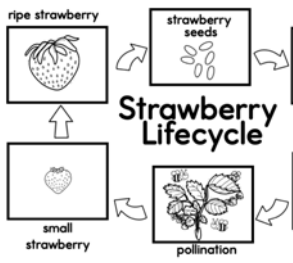
It's Time to Pick

When they are bright red, farmers pick them gently off the plant. They are very soft and easy to squish. Most of the world's strawberries are grown in California but, they can grow anywhere warm.



Strawberry Foods

Some farms open so you can come pick your own strawberries. They are delicious to eat off the vine, but you can also make pie, jam, cake, ice cream and lots of other goodies with them too.



Fun Facts

- ✓ Strawberries are the first fruit to ripen in the spring.
- ✓ The average strawberry has 200 seeds.
- ✓ 1 billion pounds of strawberries are produced each in California.
- ✓ 94% of Americans eat strawberries.
- ✓ Strawberries are grown in every single U.S. State.